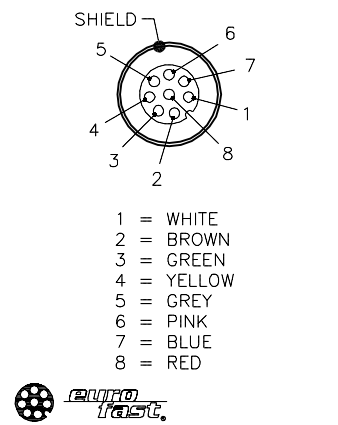
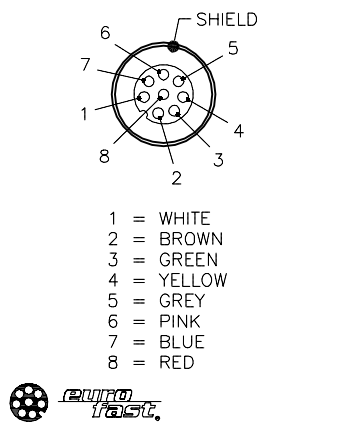
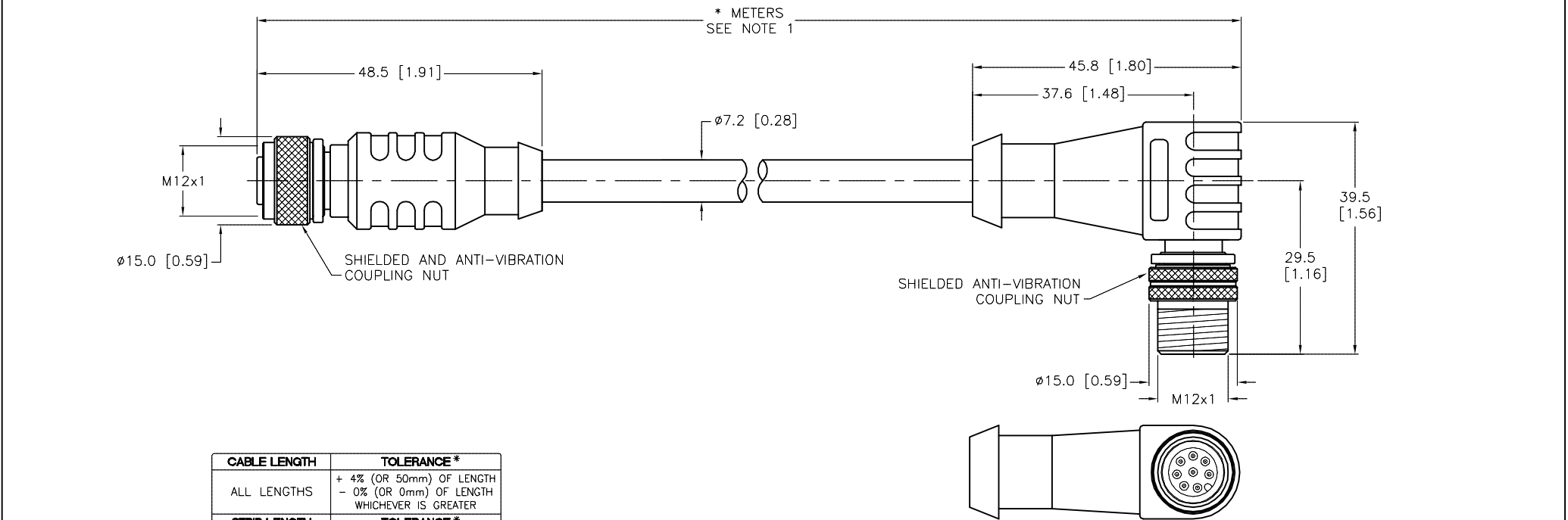
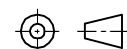


FEMALE END VIEW		MALE END VIEW	SPECIFICATIONS	
			CONTACT CARRIER MATERIAL	NYLON OR TPU
			MOLDED HEAD MATERIAL/COLOR	TPU/YELLOW
			CONTACT MATERIAL/PLATING	BRASS/GOLD
			COUPLING NUT MATERIAL/PLATING	BRASS/NICKEL
			RATED CURRENT [A]	2.0 A
			RATED VOLTAGE [V]	60 VAC/75 VDC
			OUTER CABLE JACKET MATERIAL/COLOR	PVC/BLACK
			CONDUCTOR INSULATION MATERIAL	PVC
			NUMBER OF CONDUCTORS [AWG]	8x24 AWG
			DRAIN/SHIELD	26 AWG/ALUM.-POLYESTER FOIL & T-C BRAIDED
			TEMPERATURE RANGE	-40°C to +105°C (-40°F to +221°F)
			PROTECTION CLASS	MEETS IEC IP67



CABLE LENGTH	TOLERANCE *
ALL LENGTHS	+ 4% (OR 50mm) OF LENGTH - 0% (OR 0mm) OF LENGTH WHICHEVER IS GREATER
STRIP LENGTH	TOLERANCE *
0-7mm	±0.5mm
8-29mm	±1.0mm
30-49mm	±2.0mm
50-69mm	±3.0mm
70-100mm	±4.0mm
OVER 100mm	±5.0mm
* UNLESS OTHERWISE SPECIFIED	

- NOTES:
1. "*" INDICATES CABLE LENGTH IN METERS. CONTACT TURCK TO ORDER SPECIFIC LENGTHS.
2. COUPLING NUTS ARE CONNECTED TO SHIELD.

<table><tr><td>50-69mm</td><td>±3.0mm</td></tr><tr><td>70-100mm</td><td>±4.0mm</td></tr><tr><td>OVER 100mm</td><td>±5.0mm</td></tr><tr><td colspan="2">* UNLESS OTHERWISE SPECIFIED</td></tr></table>					50-69mm	±3.0mm	70-100mm	±4.0mm	OVER 100mm	±5.0mm	* UNLESS OTHERWISE SPECIFIED		RELATED DOCUMENTS		3RD ANGLE PROJECTION		THIS DRAWING IS CONFIDENTIAL AND THE PROPERTY OF TURCK INC. USE OF THIS DOCUMENT WITHOUT WRITTEN PERMISSION IS PROHIBITED.		<div>TURCK</div> <div>3000 CAMPUS DRIVE MINNEAPOLIS, MN 55441 1-800-544-7769 (763) 553-7300 (763) 553-0708 fax www.turck.us</div>	
50-69mm	±3.0mm																			
70-100mm	±4.0mm																			
OVER 100mm	±5.0mm																			
* UNLESS OTHERWISE SPECIFIED																				
<p>NOTES:</p> <p>1. "★" INDICATES CABLE LENGTH IN METERS. CONTACT TURCK TO ORDER SPECIFIC LENGTHS.</p> <p>2. COUPLING NUTS ARE CONNECTED TO SHIELD.</p>					1.															
					2.															
					3.															
MATERIAL					ALL DIMENSIONS DISPLAYED ON THIS DRAWING ARE FOR REFERENCE ONLY		DRFT		DJW	DATE	03/28/07	DESCRIPTION E-RKS 8T-930-★-WSS 8T								
SEE SPECIFICATIONS							APVD				SCALE			1=1						
FINISH					CONTACT TURCK FOR MORE INFORMATION		UNIT OF MEASUREMENT						IDENTIFICATION NO.		REV					
SEE SPECIFICATIONS							MILLIMETER [INCH]								B					
							DO NOT SCALE THIS DRAWING						FILE: 777003371		SHEET 1 OF 1					
B	UPDATE PROTECTION CLASS				RDS	02/15/11	34226													
REV	DESCRIPTION				BY	DATE	ECO NO.													